

2019 PERFORMANCE RXP-X[®] 300


Ultimate Racing Watercraft

X Package

- Racing Handlebar with Adjustable Riser
- Launch Control
- Angled Footwell Wedges
- Adjustable Rear Sponsons
- X-Gauge
- Exclusive Gauge Functions
- Exclusive Coloration




 Neon Yellow and Lava Grey

New Premium Color
 Eclipse Black and Lava Red

ITC / iBR / T3 / CLCS / ECO

Capacity

| | |
|--------------------------|--|
| Rider capacity |  |
| Weight capacity | 400 lb / 182 kg |
| Fuel capacity | 15.9 US gal / 60 L |
| Glove Box | 1.7 US gal / 6.4 L |
| Front Bin | 29 US gal / 110 L |
| Storage capacity - Total | 30.7 US gal / 116.4 L |

Dimensions

| | |
|---------------------------|-------------------|
| Length (bumper to bumper) | 130.6" / 331.6 cm |
| Width | 48.3" / 122.7 cm |
| Height | 45.3" / 114.9 cm |

Hull

| | |
|----------|------------|
| Types | T3 Hull™ |
| Material | Fiberglass |

Other features

| | |
|--|-------------------------------------|
| iControl® | RF D.E.S.S.™ Key |
| ECO® Mode | LinQ™ Attachment System (Accessory) |
| Ergolock™ Seat | Wide-Angle Mirrors |
| Seat Strap | Handlegrip with Palm Rests |
| Trim Tabs | Footwell Carpets |
| High-Performance VTS™ (Variable Trim System) | Tow Hook |
| Launch Control | |

Rotax® Engine 1630 ACE™

| | |
|-----------------|--|
| Intake system | Supercharged with external intercooler |
| Displacement | 1,630 cc |
| Cooling | Closed-Loop Cooling system (CLCS) |
| Reverse system | Electronic iBR®* |
| Fuel type | 91 octane |
| Throttle System | iTC™ (Intelligent Throttle Control) system |
| Exhaust System | D-Sea-Bel™ system |

Gauge

| | |
|----------------|--|
| Type of Gauge | 7.6" Wide Digital Display |
| Main Functions | Speedometer RPM Clock VTS™ Display Speed statistics Vehicle Hour Display Launch control Sport Mode ECO® Mode Slow Mode Speed Limiter |

Weight

| | |
|------------|-----------------|
| Dry weight | 847 lb / 384 kg |
|------------|-----------------|

Warranty

BRP limited warranty covers the watercraft for one year.


*Electronic brake, neutral and reverse.



Feature Highlights



The Rotax® 1630 ACE™ is the most powerful Rotax® engine ever, delivering high efficiency and amazing acceleration.



A deep-V design that provides unmatched control and precision for the sharpest turns and unrivaled handling.



A narrow seat profile with deep knee pockets lets riders sit naturally and use the leg muscles to hold onto the machine for more control.



A telescopic steering system that optimizes the experience for varying rider sizes.



Limits bow rise and improves performance in all water conditions.



Improves lateral stability and is 3-position adjustable for different rider preferences and conditions.

Trailer (optional)

- Fully adjustable carpeted bunks (side-to-side/front-to-back) allow you to change bunk angles to fit all watercraft.
- Custom frame design requires less water to load and unload watercraft.
- Sealed maintenance-free wheel bearings for added peace of mind.
- All models are available with a galvanized frame for extended life in all weather conditions or in a painted black version, with or without Marine Jack.
- Move I Extended 1250 and Move II are also available in an aluminum frame, that delivers better corrosion resistance to significantly extend life of trailer.

